



LET'S MEND OUR  
SOCIAL NET!

RÉPARONS NOTRE  
FILET SOCIAL!

## **Social Assistance**

# **Information Document**

**March 2018**



[www frontnb.ca](http://www.frontnb.ca)



Common Front Commun NB



**Common Front for Social Justice**

# Our proposals for change

# 1

*Like slavery and apartheid, poverty is not natural. It is man-made and it can be overcome and eradicated by the actions of human beings. Nelson Mandela*

## 1. Basic rates

- Increase the basic rate by 13% in 2018-2019 for employable individuals and index it for inflation after.
- Increase the basic rate by 5 % in 2018-2019 for all other recipients and index it for inflation after.
- Have the total annual revenue equal to the Market Basket Measure (2018-2028) for all recipients.

## 2. People with a disability

- Implement a new program: New Brunswick Assured Income for the Disabled.
- Increase the basic rate by 5 % in 2018-2019 and index it for inflation after.
- Have the total annual revenue equal to the Market Basket Measure.

## 3. Modify in 2018-2019 the first three policies:

- ✓ Deduction of Employment Income
- ✓ Recognized disability
- ✓ Appeal System

### Revise the following policies:

- ✓ Adult Children living with parents
- ✓ CPP deduction at 60 years old
- ✓ Special Benefits
- ✓ Economic Unit
- ✓ Termination of assistance

## 4. Housing

- ❖ Used a significant portion of the \$78 million the federal and provincial governments investment to renovate social housing,
- ❖ Reserve a significant portion of the money for social housing managed by the cooperative or the not-for-profit sectors, rather than the private sector.

## 5. Prejudices

Develop a strong public awareness provincial campaign to fight prejudices towards people living in poverty.

New Brunswick Common Front for Social Justice

## **Who are the recipients?**

**# 2**

*Like slavery and apartheid, poverty is not natural. It is man-made and it can be overcome and eradicated by the actions of human beings. Nelson Mandela*

### **The situation**

In January 2018, there was a monthly average of 36,850 men, women and children on Social Assistance in our province. Out of that number, 6,908 recipients (91.39% are single) were on Extended Benefits meaning they are certified disabled. All of the other 29,942 recipients were in the Transitional Assistance category. In this category, a little more than two thirds are single and one-fifth is one parent family.<sup>1</sup> Two thirds of social assistance recipients rely on food banks to survive.

### **Who are they?**

There are different life situations that explain what brings an individual or a family to rely on social assistance to survive.

*Jane was married with two young children. Because her husband was working at low wages and they did not have enough revenue to put their children in day care, she stayed at home. When they separated, she had to apply for social assistance because her ex-husband could not pay child support.*

*Rob is a young worker who has not finished his grade 12. He only works part-time at the minimum wage and has to rely on social assistance to survive.*

*Mary is a middle-age woman who worked all her life at the minimum wage. She developed cancer, lost her job, had no economic cushion, so she had to apply for social assistance.*

*George had an accident that left him handicapped and it prevents him from working. He is certified disabled.*

*Steven has mental challenges and cannot hold a job.*

*Diane comes from a family who was on social assistance. She became a single parent very young.*

According to certain people's beliefs, those who depend on social assistance want to live like that. The reality is that the vast majority don't have any choice.

---

<sup>1</sup> Social Assistance Caseload Trends and Caseload and Recipients, February 2018, Social Development Department

# Revenue

# 3

*Like slavery and apartheid, poverty is not natural. It is man-made and it can be overcome and eradicated by the actions of human beings. Nelson Mandela*

## Revenue

All the men, women and children living on social assistance are at low income as defined by the Market Basket Measure. Each and every one of them cannot meet their basic needs of food, housing, transportation, clothing, etc. As Table 1 shows, they experience an annual deficit and live in constant economic insecurity.

**Table 1. Annual Revenue for different categories of citizens on social assistance, 2017 (\$)**

Category	Total annual revenue	Poverty Line Market Basket Measure (2015)	Annual deficit
Single <sup>2</sup>	7,028	19,232	- 12,204
Single disabled <sup>3</sup>	9,740	19,232	- 9,492
One parent, one child	18,577	27,193	- 8,636
Couple, two children	26,368	38,463	-12 095

Source: Department of Social Development. Cansim 206-0093

## Inflation and loss of purchasing power

One of the ways to change the situation of social assistance beneficiaries is to increase their basic rate. The basic rate is not high enough and has not even been following the rate of inflation. For example, the last time the basic rate for a single employable individual was increased was in 2010, but since then, no increase has been made, so their purchasing power has decreased. As Table 2 shows, if the basic rate of individuals had followed the inflation rate, their basic rate would be \$604,18 monthly in 2017 instead of \$537 per month. For the other three categories, their basic rate has not increased since 2014 and when we take inflation in consideration, again, we see a significant shortfall. All of these citizens on social assistance have seen their purchasing power decreased.

If we want beneficiaries to keep pace with inflation, this means that in 2018, a single employable in the Transitions Assistance category should receive a 13% increase and all the others recipients should receive a 5 % increase and index it for inflation after.

<sup>2</sup> Heating supplement has not been included because it is not for everyone.

<sup>3</sup> Ibid

[Texte]

**Table 2. Current basic rates and Basic rates indexed to inflation relating to the four categories of citizens on social assistance (2010-2017)**

	<b>Current Basic Rate</b>	<b>Basic Rate indexed to inflation</b>	<b>Difference</b>	<b>Inflation rate</b>
<b>Transitional Assistance Single individual</b>	\$537 (2010)	\$604,18 (2017)	\$67.18	Inflation 13 % (2010-2017)
<b>Extended benefits</b>	\$663 (2014)	\$697.47 (2017)	\$34.47	Inflation 5 % (2014-2017)
<b>Single parent, 1 child</b>	\$887 (2014)	\$933.12 (2017)	\$46,12	Inflation 5 % (2014-2017)
<b>Couple, 2 children</b>	\$995 (2014)	\$1,046,73 (2017)	\$51.73	Inflation 5 % (2014-2017)

Source: Department of Social Development and Bank of Canada Inflation Calculator (Access March 16, 2018)

### **Our Proposals**

- 1. Increase, in 2018-2019, the basic monthly rate of all categories of recipients to compensate for the loss of purchasing power they have experienced in the last years, due to inflation. Single employable individuals in the Transitional Assistance category should have their basic rate increased by 13 %, and all the other recipients should get a 5% increase and index for inflation after.**
- 2. Adopt a minimum income standard to calculate the total annual income which social assistance recipients should receive. This amount should be based on the Market Basket Measure and be a combination of social assistance basic rate plus other income sources. This measure would be implemented during the next ten years.**

## **Person with a disability**

**# 4**

*Like slavery and apartheid, poverty is not natural. It is man-made and it can be overcome and eradicated by the actions of human beings. Nelson Mandela*

### **People with a disability**

The NB Common Front for Social Justice published, November 2017, a report, *Disability and Deep Poverty in New Brunswick*, which paints a dark picture of the situation that citizens with a disability on social assistance are living in our province.

*`` Why in a province like New Brunswick, known for its most generous people, are we allowing for people living with a severe disability to be left in a financial situation where they are struggling to make ends meet? They are not guaranteed three meals per day on a regular basis, not certain if they will find a home where they will even be able to access their front door or their bathroom (because of lack of accessible housing), not sure that they will have enough to pay the rent, not able to access para transit services that are, in many cases, their only option for getting from point A to point B.``*

### **Income**

The majority of the total annual income of citizens with a disability is composed of a basic rate, plus a yearly supplement. The other revenue comes from the GST/HST rebates. As the vast majority are single their annual income is \$ 9,740. The poverty line, as identified by the Market Basket Measure (2015), is \$19,232, so they are in an annual deficit of \$ 9,492.

The basic monthly rate of \$663 has not increased since 2014. On the other hand, inflation has increased by 5% since then, meaning that persons with a disability have experienced a loss of their purchasing power; they are poorer than they were four years ago.

Citizens with a disability have specific requirements such as following special diets, special needs housing, medication, means of meeting travel needs, etc. that are not always taken into account. As the report shows, the income from Social Development is not enough.

In order to be able to have a better live, they need more revenue. We are proposing that their annual revenue be equal to the Market Basket Measure.

[Texte]

### **New Program**

The recommendation from the *Disability and Deep Poverty* Report was that the province put in place a new program; the New Brunswick Assured Income for the Disabled. The province of Alberta and Saskatchewan have such a program and other provinces are looking at this concept. We believe the province need to move on this issue and put in place a specific program for citizens with disability, apart from the social assistance one.

### **Our Proposals**

- 1. Increase, in 2018-2019, the basic monthly rate of recipients to compensate for the loss of purchasing power they have experienced since 2014 due to inflation. Their basic rate should increase by 5% and index for inflation after.**
- 2. Adopt a minimum income standard to calculate the total annual income which social assistance recipients should receive. This amount should be based on the Market Basket Measure and be a combination of social assistance basic rate plus other income sources.**
- 3. Implement a new program: *New Brunswick Assured Income for the Disabled***

## Housing

## # 5

*Like slavery and apartheid, poverty is not natural. It is man-made and it can be overcome and eradicated by the actions of human beings. -Nelson Mandela*

### Housing

Housing cost is one of biggest expenses of an individual's or a family's budget.

According to the Canada Mortgage and Housing Corporation, in New Brunswick (October 2017), the annual cost for a bachelor apartment was \$6,564, for a one-bedroom unit, \$7,680, for a two-bedroom apartment, \$9,396, and for a three-bedroom dwelling, \$10,644<sup>1</sup>. When analyzing Table 3, which shows the total net annual income in the four categories of citizens on social assistance, it is quite clear that they must spend an amount higher than their income if they want adequate housing.

For a single person, it appears that housing is not affordable, since he or she must spend 93% of his or her income. The only other option is room and board. A disabled person must spend 79% of his or her total net annual income, a single-parent family 50% and a couple with 2 children, 35% of their total net annual income. These expenses do not include heating and electricity.

When analyzing Table 3, it is quite obvious that the majority of people on social assistance must spend more than 30% of their total annual net income on rent.

**Table 3: Annual net income, average annual cost for rent and percentage going for rent. October 2017, New Brunswick. (\$)**

	Total Net Annual Income	Average annual cost for rent	Amount spent on rent
<b>Single individual</b>	7,028	6,564 (bachelor)	93%
<b>Person with a disability</b>	9,740	7,668 (1 bedroom)	79%
<b>Single parent family, 1 child</b>	18,557	9,336 (2 bedrooms)	50%
<b>Couple, 2 children, 2 incomes</b>	26,368	9,336 (2 bedrooms)	35%

Source: <https://www03.cmhc-schl.gc.ca/hmip-pimh/en#undefined/1/1/undefined>

<sup>1</sup> CMHC. <https://www03.cmhc-schl.gc.ca/hmip-pimh/en#undefined/1/1/undefined>



[Texte]

## **Social Housing**

One of the ways to offset high rental costs is certainly social housing. Those having access to social housing do not pay more than 30% of the household's income before taxes for rent. The problem is that there is not a sufficient amount of social housing.

In November 2017, there were 4,878 people on the waiting list for social housing in the province<sup>2</sup>. Consequently, social assistance beneficiaries must choose between affordable housing that is inadequate or pay more and deprive themselves of the necessities of life.

Currently, the federal government and the province invest close to \$78 million (2014-2019) in housing<sup>3</sup>.

According to this information, the funds will be used for:

- new construction projects
- improving accessibility to housing through rental subsidies
- upgrading and preserving existing housing stock occupied by low-income owners and by renter households
- the implementation of measures to promote autonomy and security for persons with disabilities and seniors<sup>4</sup>.

## **Our proposals**

- 1. Used a significant portion of the \$78 million investment by the federal and provincial government to renovate social housing,**
- 2. Reserve a significant portion of the money for social housing managed by the cooperative or the not-for-profit sectors, rather than the private sector.**

<sup>2</sup> Communications from the Department of Social Development. December 13, 2017

<sup>3</sup> Communications from the Department of Social Development. December 13, 2017

<sup>4</sup> Ibid.

## Prejudices

## # 6

*Like slavery and apartheid, poverty is not natural. It is man-made and it can be overcome and eradicated by the actions of human beings. Nelson Mandela*

### The prejudices

A prejudice is an unfavorable opinion or feeling formed beforehand or without knowledge, thought, or reason. It is unreasonable feelings, opinions, or attitudes, especially of a hostile nature, regarding an ethnic, racial, social or religious group.

Citizens living in poverty, and more so those who are on social assistance, are very much familiar with the concept of prejudice because they are constantly bombarded by them.

**Prejudice: There isn't really very much we can do about people living in poverty because poverty will always be with us.**

**Reality:** There is nothing unavoidable or inevitable about poverty, and everyone can help do something about stopping it. People are forced to live in poverty when their income is inadequate, because of illness or when there is not enough help for them to deal with crises in their lives.

The causes of poverty will be eliminated when governments, both at the Federal and Provincial levels, make the issue of poverty a real priority. They need to develop a real anti-poverty strategy with a long-term vision and measurable targets and timelines. They also need to invest money in a system to monitor progress.

**Prejudice: People living in poverty can always find a job if they want one.**

**Reality:** There are hundreds of individuals who are working but are living in poverty because their salary is not adequate or they can only find a part-time job. Many others, including those with mental or physical illness, the disabled and seniors, simply can't find a job that will support them and their dependents.

People living in poverty often don't have the skills or training employers want. It's simply not true that there is always a job available for anyone who wants one.

[Texte]

**Prejudice: People living in poverty in New Brunswick still have it pretty good.**

**Reality:**

Someone working at minimum wage is still close to poverty if he or she is the sole earner and has a family. Right now, an individual on social assistance is receiving \$537 per month. In 2018, the situation has not changed for them. A single person with a disability on social assistance had an income of only 55% of the Market Basket Measure (poverty line). Close to two third of individuals and families (35% of them children) who have to use the food banks in NB are on social assistance, meaning they can't even feed themselves with what they are receiving. People living in poverty typically have poorer housing, poorer health, poorer education, and lead shorter lives. There is nothing "good" about living in poverty. No one forced to live in poverty has ever found the experience "pretty good."

**Prejudice: You can be poor without going hungry.**

**Reality:** One of the clear indications of the level of poverty is that people have to rely on food banks and soup kitchens not to go hungry when their shelves are bare. A single person on social assistance in New Brunswick receives only \$7,028 a year while the poverty line is \$19,232. It is estimate that you need to spend \$3,624 just on food to feed a single person (\$11,769 for a family of four), so it is clear that these persons cannot afford to feed themselves adequately.

**Prejudice: Poverty does not rob people of dignity.**

**Reality:** Not having enough to eat, a decent place to live, or an income to support your children robs a person of dignity. Going to a food bank because food prices are too high also robs people of dignity.

Only those who have never lived in poverty say it does not rob people of dignity.

**Our proposal**

**Develop a strong public awareness provincial campaign to fight prejudices towards people living in poverty.**

## **Policies**

## **# 7**

*Like slavery and apartheid, poverty is not natural. It is man - made and it can be overcome and eradicated by the actions of human beings. Nelson Mandela*

### **Social assistance policies**

It is a known fact that social assistance beneficiaries are governed by a myriad of policies, some positive, but a lot are restrictive. It is time to seriously consider changing some of these policies.

There are a lot of prejudices towards citizens on social assistance and that is the reason a provincial publicity campaign is needed to combat these prejudices that are impacting negatively thousands of citizens and their families.

### **Our Proposals:**

#### **1. Modify in 2018-2019 the first three policies:**

- ✓ **Deduction of Employment Income**
- ✓ **Recognized disability**
- ✓ **Appeal System**

#### **2. Revise the following policies:**

- 3. Adult Children living with parents**
- 4. CPP deduction at 60 years old**
- 5. Special Benefits**
- 6. Economic Unit**
- 7. Termination of assistance**

Details of the policies that need changes can be found in the document:  
*Proposed modifications regarding social assistance policies* on our website ([www.frontnb.ca](http://www.frontnb.ca))

# History of Social Assistance

# 8

*Like slavery and apartheid, poverty is not natural. It is man-made and it can be overcome and eradicated by the actions of human beings. Nelson Mandela*

## Canada Assistance Plan

One has to go back to the 1960's to find the origin of social assistance in New Brunswick. At the time, the federal government and provinces had made a deal whereby the cost for public assistance would be shared equally.

The Canada Assistance Plan(CAP) was a well-designed model covering different aspects of poverty and ensuring some control on the part of the federal government.

Right from the start public assistance was designed as a combination of financial assistance and personal assistance. There was a recognition that those needing social assistance needed not only income support but also some assistance in managing their affairs.

Around 1970, the province decided to split the two components on the assumption that some needed only financial support and nothing else. This, supposedly, would allow social workers to do more counseling (social assistance was then administered by social workers).

The province created two different divisions around 1975. In the financial division, there was clerical staff that was trained to give out financial assistance. They were supposed to refer any social problems to the other side, i.e. the social workers, but that never really happened.

The social workers were soon restricted to Child protection services and there were not involved with social assistance clients anymore. The general social services were eliminated.

There were programs such as annual reviews which were supposed to be a check and balance mechanism and do prevention, but unfortunately, the annual reviews became more like investigations and those doing them were not able to detect social problems.

Over the years, the social workers became more and more distant from the daily problems of the poor.

New Brunswick Common Front for Social Justice

[Texte]

Telephone booths were installed in the waiting rooms of the welfare offices to avoid direct contact and social assessments were carried out through phone interviews.

A phone interview is the worse method one can find to analyze a social problem since such things as the body language, the condition of the environment, the family support system and other particulars related to the context are ignored.

Initially, social workers used to make home visits at their discretion to provide educative assistance and were able and detect latent problems before they aggravated. They could then provide a better support to the individuals in need. We should return to that.






### **In New Brunswick**

Social assistance, which was developed in NB in 1966, has evolved considerably over the years, but not in the direction we would have liked.

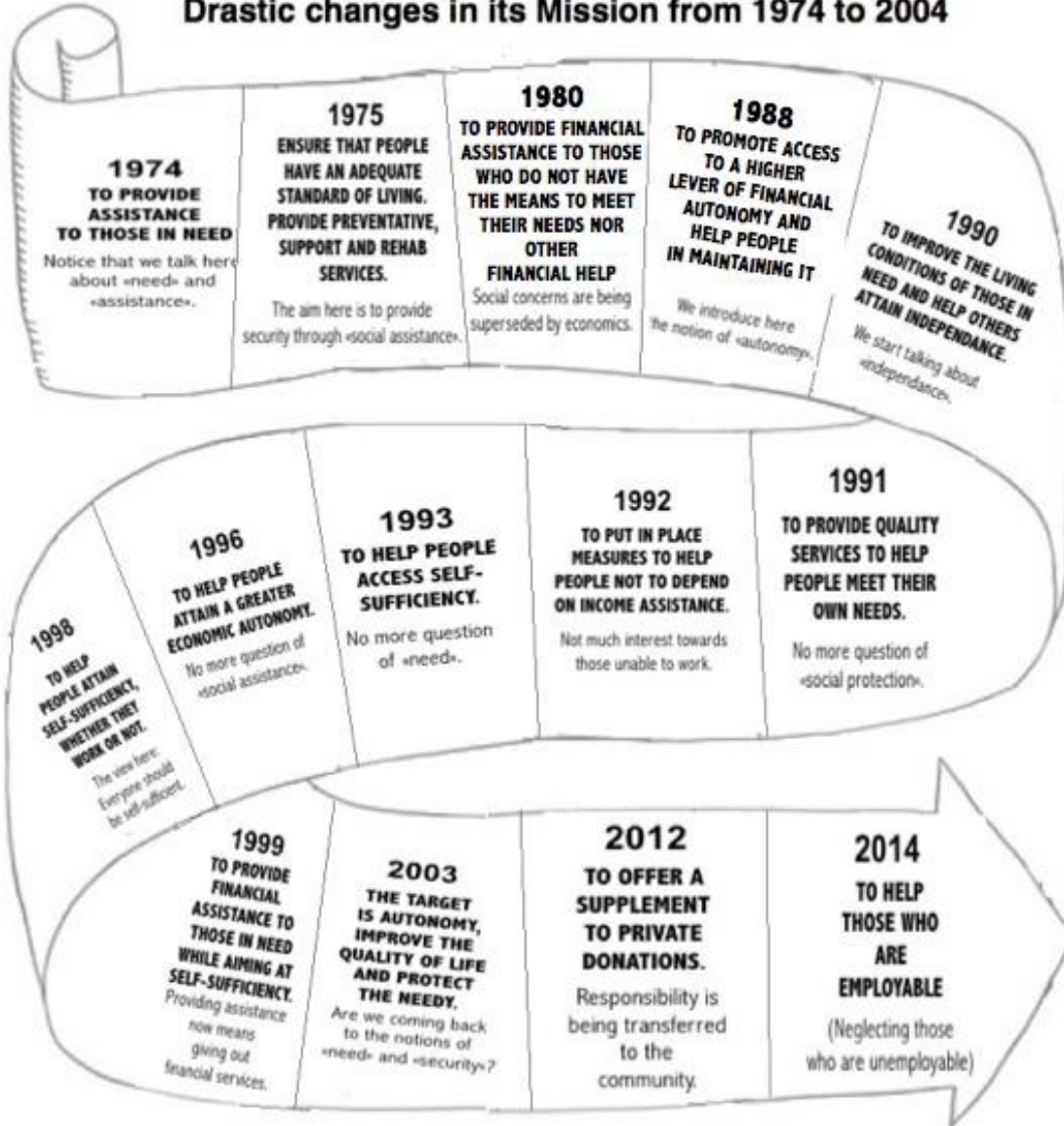
Five prime ministers and fifteen ministers responsible for social services presided over its destiny since 1990.

Unfortunately, the original mission has deteriorated over the years, especially under the Frank McKenna government, to a point where instead of a public-funded income support system for those in need, it has become a system where a number of services to beneficiaries are provided by the community sector.

# Social Assistance: From Income Security to Income Support

		<b>MINISTERS</b>	<b>VALUE FRAMEWORK</b>
	<b>1987-1997</b> LIBERAL GOV. UNDER F. MCKENNA	ANN BREault MARCELLE MERSEREAU GEORGIE DAY	<ul style="list-style-type: none"><li>▶ Work incentives, less security</li><li>▶ Informers and investigations</li><li>▶ Intolerance, attacks on dignity</li><li>▶ More pitfalls to overcome</li></ul>
↓			
	<b>1999-2006</b> P. C. GOV. UNDER B. LORD ⊕	PERCY MOCKLER JOAN MACALPINE TONY HUNTJENS JOAN MACALPINE MADELEINE DUBÉ	<ul style="list-style-type: none"><li>▶ Maintains strict regime</li><li>▶ Access is more difficult</li><li>▶ Abuse of power is tolerated</li><li>▶ Hardening and oppression</li><li>▶ New restrictions on eligibility</li><li>▶ Policies are ambiguous and complex</li></ul>
↓			
	<b>2006-2010</b> LIBERAL GOV. UNDER S. GRAHAM	CARMEL ROBICHAUD MARY SCHRYER KELLY LAMROCK	<ul style="list-style-type: none"><li>▶ Weakening of public sector</li><li>▶ Impunity and permissiveness</li><li>▶ More control on the information</li><li>▶ Unclear and complex policies</li></ul>
↓			
	<b>2010 +</b> P.C. GOV. UNDER D. ALWARD	SUE STULTZ MADELEINE DUBÉ	<ul style="list-style-type: none"><li>▶ Allows more inequity</li><li>▶ Systematic inequalities</li></ul>
↓			
	<b>2014 +</b> LIBERAL GOV. UNDER B. GALLANT	CATHY ROGERS STEPHEN HORSMAN	<ul style="list-style-type: none"><li>▶ Welfare is a shared responsibility</li><li>▶ Partnerships with private sector</li></ul>

## Department of Social Development Drastic changes in its Mission from 1974 to 2004



Source: Annual reports of the Department of Social Development, from 1974 to 2014.



## Market Basket Measure

# 9

The Common Front for Social Justice is using the Market Basket Measure as the poverty line in our province. We consider that when the total annual revenue of an individual or a family is below the Market Basket Measure, they live in poverty.

In our campaign on Social Assistance, we are asking that the provincial government adopt the Market Basket Measure to determine the basic rate amounts that they will give to beneficiaries of Social Assistance. For us, the total annual revenue (basic rate, credits, GST-HST, different supplements, income from work, etc.) should equal to the amount of the Market Basket Measure. Our proposal is that this amount should be attained in ten years.

### Market Basket Measure

*Based on concepts developed by Human Resources and Skills Development Canada (HRSDC), the Market Basket Measure (MBM) is a measure of low income based on the cost of a specified basket of goods and services representing a modest, basic standard of living. Taken into consideration are the costs of specified qualities and quantities of food, clothing, footwear, transportation, a shelter and other expenses for a reference family of two adults aged 25 to 49 and two children aged 9 and 13.*

*A key feature of the MBM is that it is more sensitive than other low-income measures to geographical variations in the cost of many typical items of expenditure. Calculated for 19 specific communities and 30 population centre size and province combinations, the MBM threshold recognizes differences in the cost of the basket between similar sized communities in different provinces and between different geographical regions within provinces.*

*An important concept underlying the MBM is that the income to be compared to the thresholds should not be gross income, but rather a measure of the income closer to what is actually available to purchase these goods and services. Certain deductions must be made, for payments or outlays that are considered non discretionary as they represent income that is not available to purchase the goods and services in the basket. Thus, the income compared to the basket cost is the disposable income for the MBM.*

*In calculating the MBM thresholds, the equivalence scale used is the square root of economic family size. This method adjusts the threshold for families of a different size<sup>4</sup>.*

---

<sup>4</sup> <http://www12.statcan.gc.ca/nhs-enm/2011/ref/dict/pop165-eng.cfm>

[Texte]

*Notes: The Market Basket Measure (MBM), developed by Employment and Social Development Canada, attempts to measure a standard of living that is a compromise between subsistence and social inclusion. It also reflects differences in living costs across regions. The MBM represents the cost of a basket that includes: a nutritious diet, clothing and footwear, shelter, transportation, and other necessary goods and services (such as personal care items or household supplies). The cost of the basket is compared to disposable income for each family to determine low income rates.*

*Rural areas: includes communities with a population of less than 1,000 or with a population density less than 400 persons per square kilometer that are located outside Census metropolitan areas (CMAs) or Census agglomerations (CAs). Population under 30,000 : CAs below 30,000 and population centres below 10,000 persons. Population 30,000 to 99,999 : CAs between 30,000 and 99,999 persons. Population 100,000 to 499,999: CMAs between 100,000 and 499,999. Population 500,000 and over: CMAs with 500,000 or more persons. Specific city name refers to the population within the CMA or CA. Text from Statistics Canada.*

### **Statistics Canada, Table 206-0093**

Market Basket Measure (MBM) thresholds (2011 base) for reference family, by Market Basket Measure region and component, in current dollars and 2015 constant dollars, annual.

### **Market Basket Measure. New Brunswick, population 30,000 to 99,999 (\$)**

	<b>MBM</b>		<b>MBM</b>
<b>Single person</b>	<b>19,232</b>	<b>Five persons</b>	<b>43,003</b>
<b>Two persons</b>	<b>27,193</b>	<b>Six persons</b>	<b>47,107</b>
<b>Three persons</b>	<b>33,309</b>	<b>Seven persons</b>	<b>50,882</b>
<b>Four persons</b>	<b>38,463</b>	<b>Eight persons</b>	<b>54,395</b>

Source: Statistics Canada

<http://www5.statcan.gc.ca/cansim/a26?lang=fra&retrLang=fra&id=2060093&pattern=&stByVal=1&p1=1&p2=31&tabMode=dataTable&csid=>